
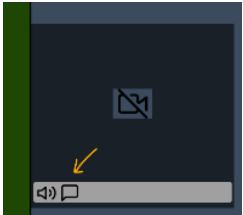
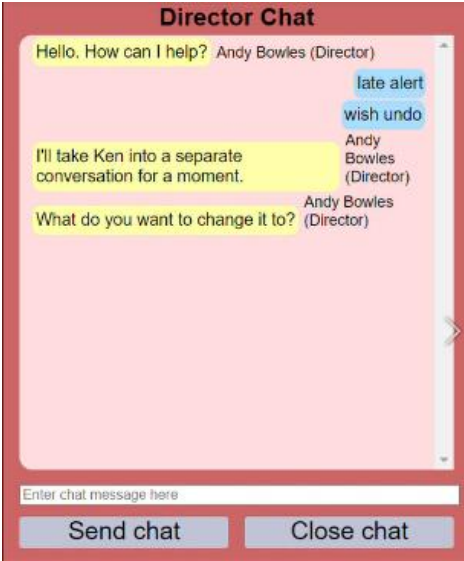



Auctions and play

Question	Answer
<p>I want to confirm my bid or play before I make it. How do I do that?</p>	<p>Click the Settings icon. Now, choose “Two taps”. This allows you to initially select a bid or play, then to confirm. There is also a double-click option, where you make two fast clicks.</p> <div style="display: flex; align-items: center;">  <div data-bbox="1222 283 1487 430"> <p>Input style</p> <ul style="list-style-type: none"> <input checked="" type="radio"/> One click or tap <input type="radio"/> Two taps (tablet) <input type="radio"/> Double click (mouse) </div> </div>
<p>How can I tell if a bid has been alerted, or if it has an explanation?</p>	<p>When an explanation is made, you will see a balloon with the explanation for a few seconds, next to the bid. When a bid has been alerted or explained, the bid changes colour, with a red shading. In addition, you may find it helpful to choose the setting below. Click the Settings icon, then click this option.</p> <div style="border: 1px solid #4a7ebb; padding: 5px; background-color: #4a7ebb; color: white; display: inline-block;"> <p>Alerted calls</p> <p><input checked="" type="checkbox"/> Yellow border around alerted calls</p> </div>
<p>How can I ask my opponent for more information via speaking?</p>	<p>Simply talk to the person on the same side of the screen as you. You can use your voice to communicate with JUST your screenmate.</p>
<p>How can I ask my opponent for more information via typing?</p>	<p>Any player can have private chat with LHO or RHO</p> <ol style="list-style-type: none"> 1. Click the chat icon on the grey band under the opponent’s video. 2. Type into the box. EG “<i>please explain more</i>” 3. When your conversation is complete, click Hide chat <div style="display: flex; align-items: center;"> <div data-bbox="813 1035 1166 1125" style="border: 1px solid #4a7ebb; padding: 5px; margin-right: 20px;"> <p style="font-size: small; margin: 0;">Enter chat message here</p> <div style="display: flex; justify-content: space-between; margin: 0;"> Send chat Hide chat </div> </div>  </div>
<p>How do I ask my oppo to provide more details about their bid?</p>	<p>Same side: orally ask them. They should click their OWN bid, and put more info there. On other side: type a message to them, via private chat. They should click their OWN bid, and put the explanation there. Both you and your partner are entitled to have the same information, at the same time.</p>
<p>Can I explain a bid without alerting?</p>	<p>Yes. Simply input the explanation, then make the bid. There is no requirement to alert as well. (An explanation is not only an explanation but also automatic alert). The opponents will see that there is an explanation. The colour of the bid changes, and a balloon appears with the explanation. Your partner does not see this.</p>
<p>Can I alert a bid without explaining?</p>	<p>Yes. Simply click Alert then make the bid. The software doesn’t require you to add an explanation. The players will see that there is an alert. The colour of the bid changes. See the Conditions of Contest for the regulations.</p>
<p>Can I add an explanation after I have bid?</p>	<p>Yes. To do this, click the bid. Please see the player guide for more information and screenshots. https://realbridge.online/player-guide.html</p>

Question	Answer																													
<p>What are the small grey buttons on the bidding box?</p>	<div data-bbox="365 130 750 613" style="display: inline-block; vertical-align: top;"> </div> <div data-bbox="776 130 1539 457" style="display: inline-block; vertical-align: top; padding-left: 20px;"> <p>You can click the suit symbols (so, instead of typing “2+clubs”, you can type “2+” and click the club button).</p> <p>The button with 3 rows shows you the most recent explanations. To save time, choose an explanation from the list. Look at the next page to see how to access the list of “Explanations”.</p> <div data-bbox="782 277 928 424" style="display: inline-block; vertical-align: middle; margin-right: 10px;"> </div> <p>Please see the player guide for more information https://realbridge.online/player-guide.html</p> </div>																													
<p>On the Settings page, what does “Explanations” mean?</p> <div data-bbox="84 730 337 802" style="border: 1px solid gray; padding: 5px; width: fit-content; margin: 10px auto;"> <p>Explanations</p> </div>	<div data-bbox="365 630 1075 1024" style="display: inline-block; vertical-align: top;"> <table border="1" style="width: 100%; border-collapse: collapse;"> <thead> <tr> <th colspan="2" style="text-align: center;">Explanation</th> </tr> </thead> <tbody> <tr><td>♠</td><td>14.5 -17, may have 5♥, may have singleton.</td></tr> <tr><td>♠</td><td>Transfer</td></tr> <tr><td>♠</td><td>Rosenkrantz, asks for lead suit lower (excluding trumps)</td></tr> <tr><td>♠</td><td>Rosenkrantz (neutral about lead of this suit)</td></tr> <tr><td>♠</td><td>6+ suit, slam try, no singleton (unless singleton is A or K)</td></tr> <tr><td>♠</td><td>4 meanings (a) FG♠ (b) invit 5♥ (c) invit 3 card support (d) invit, no 3 card support</td></tr> <tr><td>♠</td><td>I deny 4♠</td></tr> <tr><td>♠</td><td>Promises 5+♠</td></tr> <tr><td>♠</td><td>weak</td></tr> <tr><td>♠</td><td>5+♠ and exactly 4♥</td></tr> <tr><td>♠</td><td>23+ GF, unless rebid is 2NT</td></tr> <tr><td>♠</td><td>5+♠ and exactly 4♠</td></tr> <tr><td>♠</td><td>with 4</td></tr> </tbody> </table> </div> <div data-bbox="1101 630 1539 949" style="display: inline-block; vertical-align: top; padding-left: 20px;"> <p>This is the same as the list that appears when you click the button with the three rows.</p> <div data-bbox="1096 751 1242 898" style="display: inline-block; vertical-align: middle; margin-right: 10px;"> </div> <p>You can move the more common explanations to the top of the list, so that they are easier to find.</p> </div>		Explanation		♠	14.5 -17, may have 5♥, may have singleton.	♠	Transfer	♠	Rosenkrantz, asks for lead suit lower (excluding trumps)	♠	Rosenkrantz (neutral about lead of this suit)	♠	6+ suit, slam try, no singleton (unless singleton is A or K)	♠	4 meanings (a) FG♠ (b) invit 5♥ (c) invit 3 card support (d) invit, no 3 card support	♠	I deny 4♠	♠	Promises 5+♠	♠	weak	♠	5+♠ and exactly 4♥	♠	23+ GF, unless rebid is 2NT	♠	5+♠ and exactly 4♠	♠	with 4
Explanation																														
♠	14.5 -17, may have 5♥, may have singleton.																													
♠	Transfer																													
♠	Rosenkrantz, asks for lead suit lower (excluding trumps)																													
♠	Rosenkrantz (neutral about lead of this suit)																													
♠	6+ suit, slam try, no singleton (unless singleton is A or K)																													
♠	4 meanings (a) FG♠ (b) invit 5♥ (c) invit 3 card support (d) invit, no 3 card support																													
♠	I deny 4♠																													
♠	Promises 5+♠																													
♠	weak																													
♠	5+♠ and exactly 4♥																													
♠	23+ GF, unless rebid is 2NT																													
♠	5+♠ and exactly 4♠																													
♠	with 4																													
<p>When do I see the bidding box?</p>	<p>When it is your turn to bid.</p>																													
<p>Why aren't there any mandatory stops for skip bids?</p>	<p>When playing with screens, there is no requirement for the next player to pause. The board (“tray”) passes to the other side of the screen only when two bids are made. The people on the other side cannot tell who took a long time or who made an instant bid.</p>																													
<p>What are the trick 1 delays?</p>	<p>After the final pass, your hand is sorted (the system does this automatically). It is not possible to lead before this happens.</p> <p>Opening lead: there is a minimum delay of 5 seconds before anyone sees the opening lead.</p> <p>Play from dummy: there is a minimum delay of 10 seconds before anyone sees the play from dummy, even if it is a singleton.</p> <p>The person in third seat: there is a minimum delay of 5 seconds.</p>																													
<p>How can I choose to see the last trick?</p>	<p>Any player can choose to see the last trick, without disrupting or interfering with the current trick.</p> <p>However, if you personally have already played to the current trick, you cannot see the last trick. This is part of the Laws.</p> <p>Simply click Last trick.</p> <div data-bbox="950 1717 1188 1852" style="display: inline-block; vertical-align: middle; margin-right: 20px;"> </div> <p>A small representation of the trick appears.</p> <p>Once you have finished looking at the trick, click Hide to return to the current trick.</p> <div data-bbox="1266 1570 1513 1852" style="display: inline-block; vertical-align: middle;"> <table border="1" style="width: 100%; border-collapse: collapse; text-align: center;"> <tr><td>↙</td><td>Last trick</td><td>Undo</td></tr> <tr><td></td><td>Auction</td><td>Director</td></tr> <tr><td></td><td>Claim</td><td>Leave</td></tr> <tr><td>↘</td><td>Hide</td><td>Undo</td></tr> <tr><td></td><td>Auction</td><td>Director</td></tr> <tr><td></td><td>Claim</td><td>Leave</td></tr> </table> </div>		↙	Last trick	Undo		Auction	Director		Claim	Leave	↘	Hide	Undo		Auction	Director		Claim	Leave										
↙	Last trick	Undo																												
	Auction	Director																												
	Claim	Leave																												
↘	Hide	Undo																												
	Auction	Director																												
	Claim	Leave																												

Question	Answer
<p>What is the procedure to call the Director?</p>	<p>1) Click the Director button.</p> <p>2) The Director will arrive, and may initiate one or both of the following: A private video call with the player(s). A private text chat with the player(s).</p> <p>A private video call is a private conversation between you and the Director. Nobody else can see or hear you.</p> <p>When you see a pink screen, this is the Director typing to you. Notice the buttons at the bottom?</p> 
<p>How do I know that the Director is at my table?</p>	<p>If the Director is on the same side of the screen as you, you can see them and hear them. If they are on the other side of the screen, you will see a small red book.</p> 
<p>When can I use the table chat?</p>	<p>When you are claiming, the screens are taken away. Say your claim statement out loud; both opponents and your partner will hear you. If you want to, in addition, you can type in the table chat (on the right). You should normally say the words out loud. Only type them if you think the others cannot hear you, or that one person is known to have hearing impairment.</p>


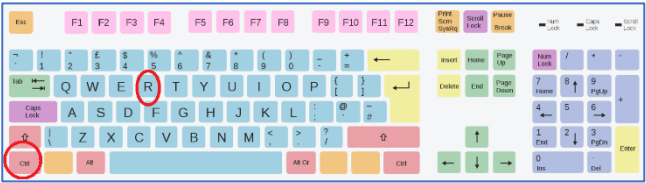

Undo

Question	Answer
<p>Why is Undo on both sides of the screen?</p>	<p>Firstly: there are circumstances when undo is allowable under the laws of bridge (both in the auction, and rarely in the play).</p> <p>The event you are playing in allows you to undo under certain circumstances, but you must call the Director. The undo request halts the play, and requires both opponents to agree. The Director will tell you what to do.</p>
<p>What is the process UNDO?</p>	<ol style="list-style-type: none"> 1. The player who wants to do UNDO must call the Director. (Click Undo, then click Director) 2. The players wait for the director to arrive – do not accept or reject the undo, and do not try to continue play. 3. The Director will come to the table and talk to the players. Sometimes they will talk or type privately to one person, and sometimes to some or all of the players.






How to load your System Card, and how to see your opponent's System Card

Question	Answer
<p>How do I load our System Card?</p>	<div data-bbox="360 184 1071 325"> </div> <p>Your System Card must exist on the internet, accessible via an https:// or http:// URL.</p> <p>When sitting at the table, click the System Card icon to the right of your grey name-band.</p> <p>This box appears:</p> <div data-bbox="360 535 1209 693"> </div> <p>Paste or type the link to your convention card into the box and click OK.</p> <div data-bbox="360 756 1209 913"> </div> <p>Only one person in the partnership has to load the card. The card stays for the partnership for the entire session, unless one of them changes it. If you need help, please ask the Director to do this for you.</p>
<p>How do I see my own card?</p>	<p>You can ONLY see your own card if you are not playing a board.</p> <p>To see it, click the icon, then click View.</p>
<p>How do I see my opponent's System card?</p>	<div data-bbox="360 1081 852 1333"> </div> <p>To see an opponent's System Card, look for the system card icon next to your left-hand-opponent's name (just above where the trick-count appears). If they have not specified a system card, the icon will not be visible.</p> <p>Click the icon. The opponents' card will appear in a new tab in your web browser.</p> <p>You can switch between the system card and the RealBridge window by clicking the tabs in your web browser.</p> <p>At the end of the round, you may decide to close the tab for the opponent's card, to reduce clutter.</p>

Media

Question	Answer
Why did you ask us to use the Redial button?	<p>All voice conferencing software suffers from a degradation of quality if a call is longer than about 70 minutes. When you were in the break, the total duration of the match and the break exceeded 70 minutes.</p> <p>So that you can enjoy best quality video, we ask use Redial (see icon on the right).</p> 
I cannot see my hand, what shall I do?	<p>If using a Windows PC: do Ctrl+R, and login again. (Ctrl and R, both at the same time) →</p>  <p>If using a Mac: do Command+R, and log in again. (Command and R, both at the same time) ←</p>  <p>If you use an iPad or Android tablet, look at the top of the screen near the realbridge.online address. There should be a circular arrow for reloading the page. Tap this, and log in again.</p>

Scores

Question	Answer																	
What is the best way to navigate Scores?	<p>There are 7 things to see:</p> <ol style="list-style-type: none"> 1. Team list and position. 2. Team's own scorecard. 3. Drill down to see auction and play for any board 4. Board scorecard (showing all scores for all teams, for the same board). 5. Team's round-by-round score. 6. The X-IMP list for all partnerships 7. The individual scorecard for any partnership (X-IMP) <p>Main navigation icons:</p>   This shows you no 1, 5. From here you can see all the boards, and see 4.  This takes you to no 6, and from here, no 7. <table border="1" data-bbox="375 1402 805 1493"> <thead> <tr> <th>Contract</th> <th>Lead</th> <th>+</th> <th>-</th> </tr> </thead> <tbody> <tr> <td>1NT= N</td> <td>♥7</td> <td>90</td> <td></td> </tr> </tbody> </table> <p>This appears on 2, 4, 6. Takes you to no 3</p> <table border="1" data-bbox="451 1524 729 1633"> <thead> <tr> <th>Pos</th> <th>No</th> <th></th> </tr> </thead> <tbody> <tr> <td>1</td> <td>14</td> <td>Poland</td> </tr> <tr> <td>2</td> <td>7</td> <td>Germany</td> </tr> </tbody> </table> <p>This is on the main list of teams, clicking a team name takes you to no 2.</p>  <p>This is on the bottom of the team list. Clicking here takes you to no 4.</p>  <p>This is on the personal scorecard. From here clicking a number takes you to no 4.</p>	Contract	Lead	+	-	1NT= N	♥7	90		Pos	No		1	14	Poland	2	7	Germany
Contract	Lead	+	-															
1NT= N	♥7	90																
Pos	No																	
1	14	Poland																
2	7	Germany																
Can I see X-IMPs by Pair?	The current implementation is X-IMP for the board, across the whole field . When you click your partnership name on the list, you can see the X-IMPs for each board of the match you played in.																	