

# RealBridge BAMSA Guidance on translation and captions

## The Directory & how to access the material

- There will be a directory of speakers, so you can read about the people who have kindly prepared presentations.
- Many of the presentations have slides, and we are translating several of these to other European languages.

## Watching videos with captions in your preferred language

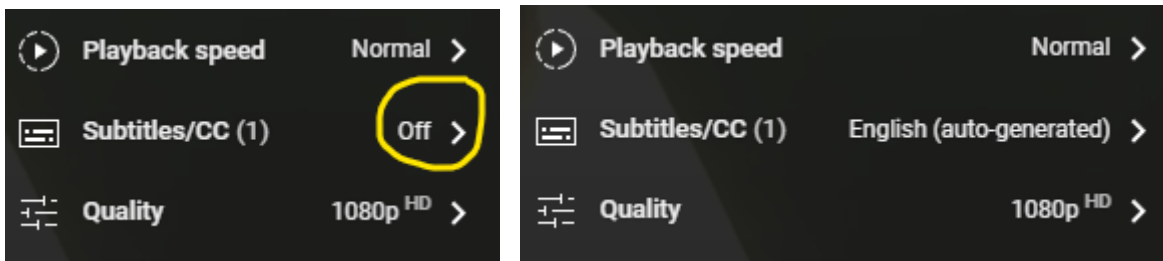
The excellent YouTube facilities allow you to see captions either in the original language or translated to your own language.

### To see captions in the language of the video

After you have clicked the link, and the video is displayed on the screen in YouTube, click YouTube's settings



Click the > arrow. Then choose **Subtitles** from the menu option and choose the language that is shown (the original language of the presentation). Once the video starts, you will see captions.



### To see captions translated to another language

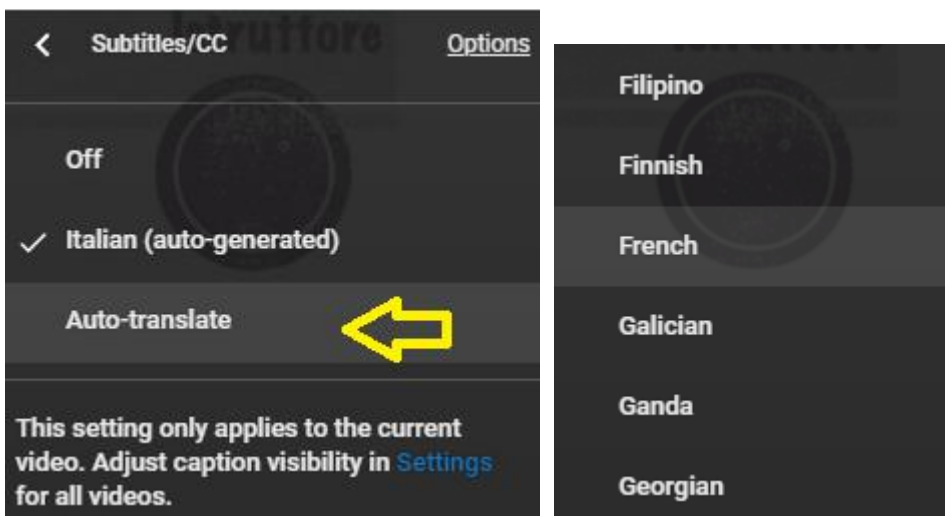


Click the settings icon in YouTube

Click the > arrow. Then choose **Subtitles** from the menu option and choose the language that is shown (the original language of the presentation).

Now go back to the Subtitles menu, and you will see another option, **Auto-translate**.

Click **Auto-translate**. Then choose a language.



Once the video starts, you will see captions in your chosen language. In this example, the original spoken language (Italian) will be automatically translated to captions in French.

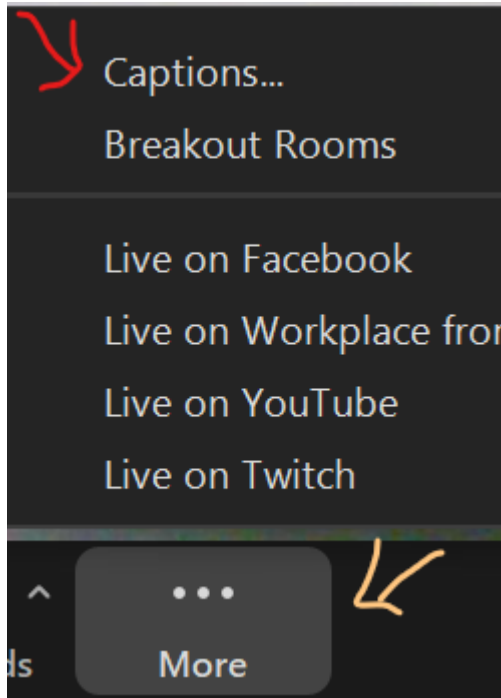
(continued overleaf, on page 2)

## Watching live Zoom presentations with captions in your preferred language

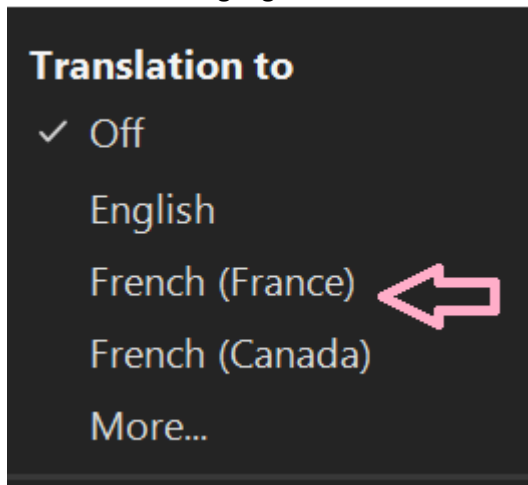
You can do this via the excellent Zoom facilities. Here is how.

You must be using the Zoom application, not the version that runs in a web-browser window. (Most people are using the Zoom application.)

Click the button that has three small dots, labelled as “More”. Then choose Captions.



Now choose a language. You can click “More...” to see a long list of languages.



Now, when the speaker talks, you will see captions in your chosen language. In this example, you would see captions in French.

Note that we cannot provide technical support during the presentations. But if you need help before or afterwards, you are welcome to contact [support@realbridge.online](mailto:support@realbridge.online) .

Best wishes

Shireen Mohandes

**RealBridge** <https://realbridge.online>

Main number for contacting RealBridge

+44 (0) 794 232 2209